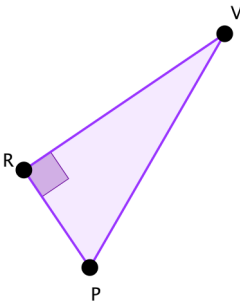
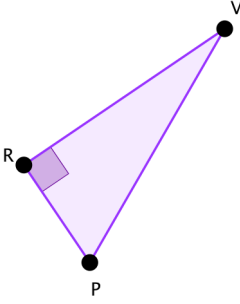
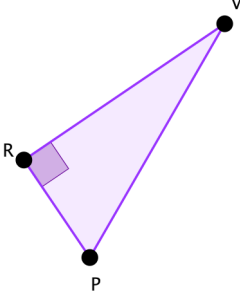
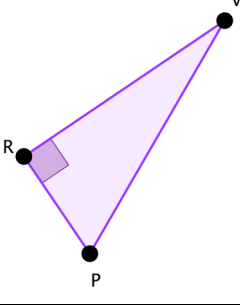
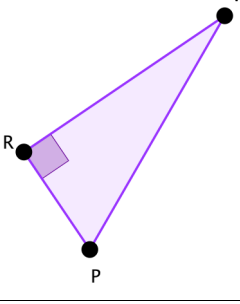


En utilisant comme modèle le paragraphe II de la leçon, compléter cette fiche

FIGURE (à coder)	Question	Solution
	<p>On sait que :</p> <p>PR = 2 cm RV = 5 cm</p> <p>Calculer \widehat{RPV} Arrondir à 1° près</p>	<p>Dans le triangle rectangle PRV,</p>
	<p>On sait que :</p> <p>PV = 72 mm PR = 27 mm</p> <p>Calculer \widehat{PVR} Arrondir à 1° près</p>	
	<p>On sait que</p> <p>$\widehat{PVR} = 20^\circ$ PV = 10 cm</p> <p>Calculer PR Arrondir à 1 mm près</p>	
	<p>On sait que</p> <p>$\widehat{RPV} = 63^\circ$ RP = 4 cm</p> <p>Calculer RV Arrondir à 1 mm près</p>	
	<p>On sait que</p> <p>$\widehat{PVR} = 29^\circ$ RP = 3 cm</p> <p>Calculer PV Arrondir à 1 mm près</p>	